



HELLO!

Unit Two

Contents

1

Dialogues

2

2 letters phonics

3

Days, months, number names.

4

Pronouns (I, you, we, she, he, it)


5

Negative and Positive statements

6

7

DIALOGUE



Chapter 2

Lesson 1

•How to greet people

1. Good morning! How are you?
I'm fine, thanks. How are you? * formal
2. Hello! How are you doing?
Fine, just fine. How are you? * informal
3. Hi, how is it going?
Pretty good. How about you? * informal
4. Hi, what's up?
Not much. What about you? * informal
5. What have you been up to?
The same as usual. * informal



How to thank people

1. Thank you for looking after my son.

You're very welcome.

2. Thanks for your help.

No problem.

3. Thank you for carrying my bag.

Don't mention it.

How to say sorry

1. Sorry to have kept you waiting.

That's ok.

2. Sorry I'm late.

No problem. Please don't do it again.

Chapter 2

Lesson 1

How to ask people to do something for you

1. Could you open the window, please?

Sure.

2. Could you make me a cup of tea, please?

Yes, of course.

3. Could you give me his phone number, please?

I'm sorry but I don't know his number.

4. Could you look after my son tonight?

I'm afraid I can't. I'm working an evening shift today.

5. Do you mind lending me some money?

I'm sorry, I'm broke. (* negative answer)

*****shift work — the time period during which you are at work*****

*****to be broke — to have no money *****



PHONICS A - Z



Chapter 2

Lesson

2 letters phonics

- sh - as in 'she,' or 'wish'
- kn - as in 'know,' or 'knock'
- ch - as in 'chair,' or 'chat'
- ph - as in 'phone,' or 'phonics'
- wr - as in 'wrench,' or 'wreck'
- ck - as in 'tick,' or 'pluck'
- ss - as in 'chess,' or 'class'
- tch - as in 'watch,' or 'witch'
- th - as in 'think,' or 'throw'
- wh - as in 'when,' or 'where'
- ch - as in 'rich,' or 'much'
- sh - as in 'shoe,' or 'sheep.'

Chapter 2

Lesson

2 letters phonics

Read the following words.

1. luck
2. C oo k
3. B oo m
4. M oo n
5. F ee t
6. B ee t
7. P ee k
8. sheet
9. B u zz
10. F l u ff
11. B e ll
12. C o n f e ss



Chapter 2

Lesson 2

Homework

1. Write the days of the week
2. 12 months
3. Write the numbers from 1 – 50 .
4. Watch the phonics videos. (Sounds from A to Z)



Chapter 2

Lesson 2

a) Write the days of the weeks.

1. **Sunday**
2. **Monday**
3. **Tuesday**
4. **Wednesday**
5. **Thursday**
6. **Friday**
7. **Saturday**

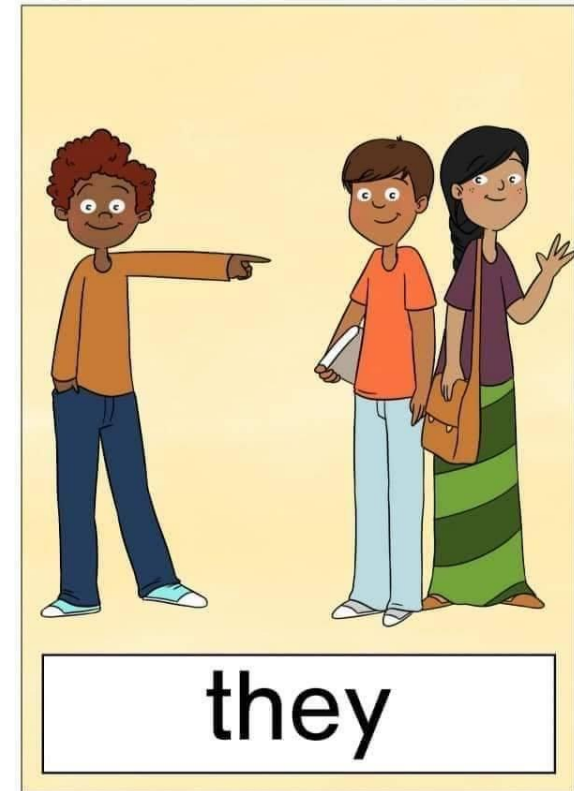



b) Write the Months of the year.

1. **January**
2. **February**
3. **March**
4. **April**
5. **May**
6. **June**
7. **July**
8. **August**
9. **September**
10. **October**
11. **November**
12. **December**

Chapter 2

Lesson 3





Personal Pronouns



Chapter 2

Lesson 3

Personal Pronouns



Chapter 2

Lesson 3

Personal Pronouns

Use the right personal pronouns (He, She, It, They, We, You, I)

1. He is dreaming. (George)
2. It is green. (the blackboard)
3. They are on the wall. (the posters)
4. It is running. (the dog)
5. We are watching TV. (my mother and I)
6. They are in the garden. (the flowers)
7. He is riding his bike. (Tom)
8. She is from Bristol. (Victoria)
9. She has got a brother. (Diana)
10. I am very tall. (me)



Chapter 2

Lesson 3

Positive and Negative Statements

Subject + to be + ...

SUBJECT	TO BE	SHORT FORM*
I	am	I'm
You	are	You're
He	is	He's
She	is	She's
It	is	It's
We	are	We're
You	are	You're
They	are	They're

Verbs to be ----- am, is, are

I am ----- I'm

You are ----- you're

He is ----- he's



Chapter 2

Lesson 3

Positive and Negative Statements

Subject + to be + not + ...

SUBJECT	TO BE + NOT	SHORT FORM*
I	am not	I'm not
You	are not	You're not/You aren't
He	is not	He's not/He isn't
She	is not	She's not/She isn't
It	is not	It's not/It isn't
We	are not	We're not/We aren't
You	are not	You're not/You aren't
They	are not	They're not/They aren't

I am not ----- I'm not

You are not ----- You aren't / You're not

HE is not ----- He isn't / He's not



Car/bus/van -- drive

Plane - fly

Motorcycle/bicycle --- ride

Dejen drives a car

Dejen flies an aeroplane

Dejen rides a motorcycle

Verbs

Singular noun + verb/s  Dejen + drives

Plural noun + Verb  Dejen and Michael + drive

Chapter 2

Lesson 3

Positive and Negative Statements

EXAMPLES

I am not a student.

• *You are not a lawyer.*

• *He is not polite.*

• *She is not 22 years old.*

• *My book is not on the bed.*

• *We are not doctors.*

• *You aren't famous.*

• *They're my best friends.*

1. I am a student.

2. I am not a teacher.

3. I am not a female.

4. I am a male.

5. She is not a doctor

6. She is a doctor.

7. I am a driver.

8. I am not a driver.



Chapter 2

Lesson 3

IN GRAMMAR be: I/ you / we

a Underline the correct words.

1. How are you/*you are*?
2. I'm/*I're* fine, thanks.
- 3 You *not are*/aren't in London,
4. We're / *We'm* from Spain.
5. Where am I / *I am*?
6. A- Are you OK?
B- No, I *not am*/I'm not.
7. A - Are you a student?
B- Yes, I am/*I'm*.
8. A- Are you from China?
B- No, we *am not*/aren't.

Pronouns

Q. Is he a driver?

Positive: Yes, she is.

Negative: No, she is not




Chapter 2

Lesson 3

UNIT 1

2 LISTENING AND GRAMMAR *be: I / you / we negative*

a  **1.10** Read and listen to the conversation. Choose the correct answers.

CLARA Are you Sasha?

SASHA Yes, that's right.

CLARA Hi, I'm Clara.

SASHA Oh, hi. Are you a student here?

CLARA No, I'm not a student. I'm your teacher!

SASHA Oh ... sorry.

- Sasha is:
a a student. b a teacher.
- Clara is:
a a student. b a teacher.

b Complete the sentences in the table.

Positive (+)	Negative (-)
I'm ___ a student. (= <i>I am</i>)	I'm ___ a student. (= <i>I am not</i>)
We ___ from England. (= <i>we are</i>)	We <u>aren't</u> from England. (= <i>we are not</i>)

c  Now go to Grammar Focus 1A Part 2 on **p.114**

d Read the sentences. Make them true for you.

- I'm a student.
- We're teachers.
- I'm from England.
- I'm Laura.
- We're from Tokyo.


e  Tell a partner your sentences in 2d. Are they the same?

Chapter 2

Lesson 3

PERSONAL PRONOUNS AND VERBS TO BE

I, We, they, she, he, you, it



Chapter 2

Lesson 3

PERSONAL PRONOUNS AND VERBS TO BE

The image contains four panels, each with a rounded rectangular illustration and a blank label box below it. The illustrations are as follows:

- Panel 1:** Three boys. One boy on the left is pointing towards the other two boys.
- Panel 2:** Two boys and one girl. One boy on the left is pointing towards the other boy and the girl.
- Panel 3:** Three boys. One boy on the left is shaking hands with the middle boy.
- Panel 4:** Two boys and one girl. One boy on the left is pointing towards the other boy and the girl.

Chapter 2

Lesson 3

Choose the right pronouns

1. are students. (I, he, we)
2. is five years old. (I, he, they)
3. is a car. (I, you, it)
4. are insects. (she, they, we)
5. is at home. (I, she, we)
6. This is Peter. is my friend. (I, he, she)
7. What is that? is a cap. (it, she, they)
8. am not at the museum. (he, I, it)

Example: Mum is at home. She is at home.

1. James is a boy.
2. Snoopy is a dog.
3. Tim and Tom are brothers.
4. Daisy is my friend.
5. You and Kim are vets.
6. Mr Taylor is 25.
7. Hamburgers are delicious.

Chapter 2

Countries and Nationalities

Correct the mistakes.

1 Janka aren't German. She's Polish.

Janka isn't German. She's Polish.

2 A - Where you are? **Where are you?**

B - I'm in Barcelona.

3 I not am a student. I'm a teacher.

I am not a student.

4 A - And who this is? **Who is this?**

B - This is Anton.

5 These are my friends. They American. **They are Americans.**


6 What your name? **What is your name?**

7 We not Italian. We're Mexicans. **We are not Italians.**

8 Where Sue is from? **Where is Sue from?**

Chapter 2

Countries and Nationalities

b  1.13 Complete the sentences with the correct country. Listen and check.

OUR STUDENT GROUP

 "I'm Vilma. I'm from Rio de Janeiro, in ¹_____."




"Hi, I'm Paul. I'm from ²_____. I'm from New York."

 "Hello. I'm from Puebla, in ³_____, and my name's Camila."



"Hi, I'm Li. I'm from Beijing, in ⁴_____. But I'm not in Beijing now. I'm a student in Shanghai."

 "My name's Harumi. I'm from Tokyo, in ⁵_____."



"I'm Sasha. I'm from ⁶_____. I'm a student in Moscow."

 "I'm from Barcelona, in ⁷_____, and my name's Ruben."



"Hello. I'm a teacher and my name's Clara. I'm from Manchester, in ⁸_____."

1. Brazil
2. The USA
3. Mexico
4. China
5. Japan
6. Russia
7. Spain
8. UK

Chapter 2

Countries and Nationalities

1 GRAMMAR *be: it's / it isn't*

a Underline the correct words.

- 1 This is Santiago. It's / He's a big city in Chile.
- 2 This is my home. It's / They're a small flat.
- 3 Nina's Russian. It's / She's from Vyborg.
- 4 The houses are new. It isn't / They aren't very big.
- 5 Adel is German. He's / It's from Berlin.
- 6 **A** Is Barcelona a small city?
B No, it isn't / not.
- 7 I'm from Göreme. It's / She's a town in Turkey.
- 8 **A** Are the flats in the old part of town?
B Yes, they are / it is.

Are there flats in the old part of town?

Chapter 2

Countries and Nationalities

3 VOCABULARY Common adjectives

a Match the **marked** words with the opposite adjectives a–g.

- | | | | | | |
|---|---------------------------------------|--|---|-------------|----|
| 1 | <input checked="" type="checkbox"/> f | It's a big village. | a | bad | 3 |
| 2 | <input type="checkbox"/> | This book is boring . | b | easy | 5 |
| 3 | <input type="checkbox"/> | He's a very good football player! | c | interesting | 2. |
| 4 | <input type="checkbox"/> | Why are they happy ? | d | old | 6 |
| 5 | <input type="checkbox"/> | This vocabulary is difficult . | e | sad | 4 |
| 6 | <input type="checkbox"/> | Is your computer new ? | f | small | |
| 7 | <input type="checkbox"/> | You're right . | g | wrong | |